



Courthill Infant School

Mathematics Vocabulary

Year One

Our Rationale for Mathematics Vocabulary:

The national curriculum denotes the importance of spoken language in the maths programme of study. It states, *“The quality and variety of language that pupils hear and speak are key factors in developing their mathematical vocabulary and present a mathematical justification.”*

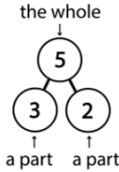
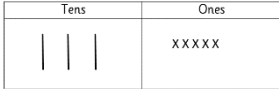
Our aims:

- A clear progression throughout the school, built upon year on year
- Expectation that as well as teaching the year group’s vocabulary you must ensure that previous year group’s vocabulary is embedded
- Children have secure use of vocabulary and can use it to explain their reasoning and ideas
- No child will be held back in their mathematics learning as a result of lack of understanding of the vocabulary
- New vocabulary is taught in a range of ways through discrete learning and use of stem sentences

Mathematics vocabulary is taught discretely with clear definitions and examples given to the children. Teachers use this wide range of vocabulary when teaching and model it when leading inputs. If children have a barrier with their mathematical vocabulary, this will be supported through targeted provision within lessons or pre teaching the language ahead of the lesson.

This booklet aims to show you, parents and carers, what vocabulary your child should know and be using by the end of Year One. Children should also know and use the vocabulary from the previous year, please see foundation vocabulary booklet for further information on this. Each page in this booklet focuses on one area of the maths curriculum and definitions are given where needed.


Number and Place Value

<p style="text-align: center;">Place Value</p> <p style="text-align: center;"><i>The value of a digit depending on its position within a number e.g. 27 there are 2 tens and 7 ones</i></p>	<p style="text-align: center;">Part, whole model</p> <p style="text-align: center;"><i>A pictorial representation that shows a whole number spit into its component parts. There could be 2 or more parts.</i></p> 	<p style="text-align: center;">Place Value Chart</p> <p style="text-align: center;"><i>A pictorial representation that shows a number partitioned into its place value components e.g. tens and ones</i></p> 
<p style="text-align: center;">Representation</p> <p style="text-align: center;"><i>Another way to show an object or number e.g. using counters to show the number 12</i></p>	<p style="text-align: center;">Numeral</p> <p style="text-align: center;"><i>A symbol that stands for a number, this could be a digit e.g. 6</i></p>	<p style="text-align: center;">Concrete</p> <p style="text-align: center;"><i>Also known as manipulatives, physical objects that children can use to support their maths knowledge e.g. unifix cubes</i></p>
<p style="text-align: center;">Pictorial</p> <p style="text-align: center;"><i>A visual/picture representation</i></p>	<p style="text-align: center;">Part</p> <p style="text-align: center;"><i>A section or 'part' of a whole e.g. if the whole is 5, the parts could be 3 and 2</i></p>	<p style="text-align: center;">Partition</p> <p style="text-align: center;"><i>To split a number into component parts</i></p>
<p style="text-align: center;">Forwards</p>	<p style="text-align: center;">Backwards</p>	<p style="text-align: center;">Identify</p>
<p style="text-align: center;">Greater than</p>	<p style="text-align: center;">Tens</p>	<p style="text-align: center;">Ones</p>
<p style="text-align: center;">Fewer than</p>	<p style="text-align: center;">Digit</p>	<p style="text-align: center;">Odd</p>
<p style="text-align: center;">More than</p>	<p style="text-align: center;">All numbers to 100</p>	<p style="text-align: center;">Even</p>
<p style="text-align: center;">Equal to</p>		

Addition and Subtraction

Addition	Minus
Total	Difference
Altogether	Calculation
Plus	Calculate
Sum <i>Only used when describing addition problems/calculations</i>	Symbols/Signs

Multiplication and Division

Multiply	Divide
Times	Array <i>An arrangement of objects, pictures or numbers in rows and columns. E.g.</i> 
Symbols/signs	Twos
Fives	Tens

Fractions

Halve	Equal parts
Half	Fraction
Quarter	One whole
Quantity	

Measurement

Volume	Yesterday	Days of the week
Capacity	Tomorrow	Months of the year
Nearly full	Minute	Estimate
Nearly empty	Hour	Centimetre
Half full	Second	Coin
Ruler	Hour hand	Penny
Measure	Minute hand	Pence
Measurement	O' clock	Pound
Ordinal numbers	Half past	Notes
Season	Week/end	Scales (balance) 

Shape

Pattern	2D
Repeating Pattern	3D
Cube	Introduction to the vocabulary of properties to support teaching shape names
Cuboid	Face
Sphere	Edge
Cone	Corner
Hexagon	Side
Pentagon	

Position and Direction

Move	Full turn
Movement	Quarter turn
Position	Three-quarter turn
Direction	Between
Left	Underneath
Right	Journey
Half turn	